

### Features

- Handshower features contemporary design
- Advanced spray engine provides three alternate experiences: wide coverage, intense drenching, and targeted spray
- Wide coverage spray produces an encompassing spray for everyday use
- Intense drenching spray delivers a forceful spray ideal for rinsing shampoo from hair
- Targeted spray is a focused stream for targeting sore muscles or use as a utility spray
- Thumb tab allows for a smooth transition between sprays
- Spray nozzles cover full area of sprayhead
- Combination of balance, weight, grip, and angle makes this handshower comfortable and easy to use
- MasterClean™ sprayface features an easy-to-clean surface that withstands mineral buildup and maximizes spray performance
- 1.75 gpm (6.6 lpm) flow rate.
- Slidebar features adjustable mounting brackets for installation flexibility
- This product can help a building earn Water Efficiency points in LEED® Green Building Rating System

### Material

- KOHLER finishes resist corrosion and tarnishing



### Codes/Standards



ASME A112.18.1/CSA B125.1  
DOE - Energy Policy Act 1992  
EPA WaterSense®  
California Energy Commission (CEC)  
OBC  
NOM Standards  
NOM 008-CONAGUA

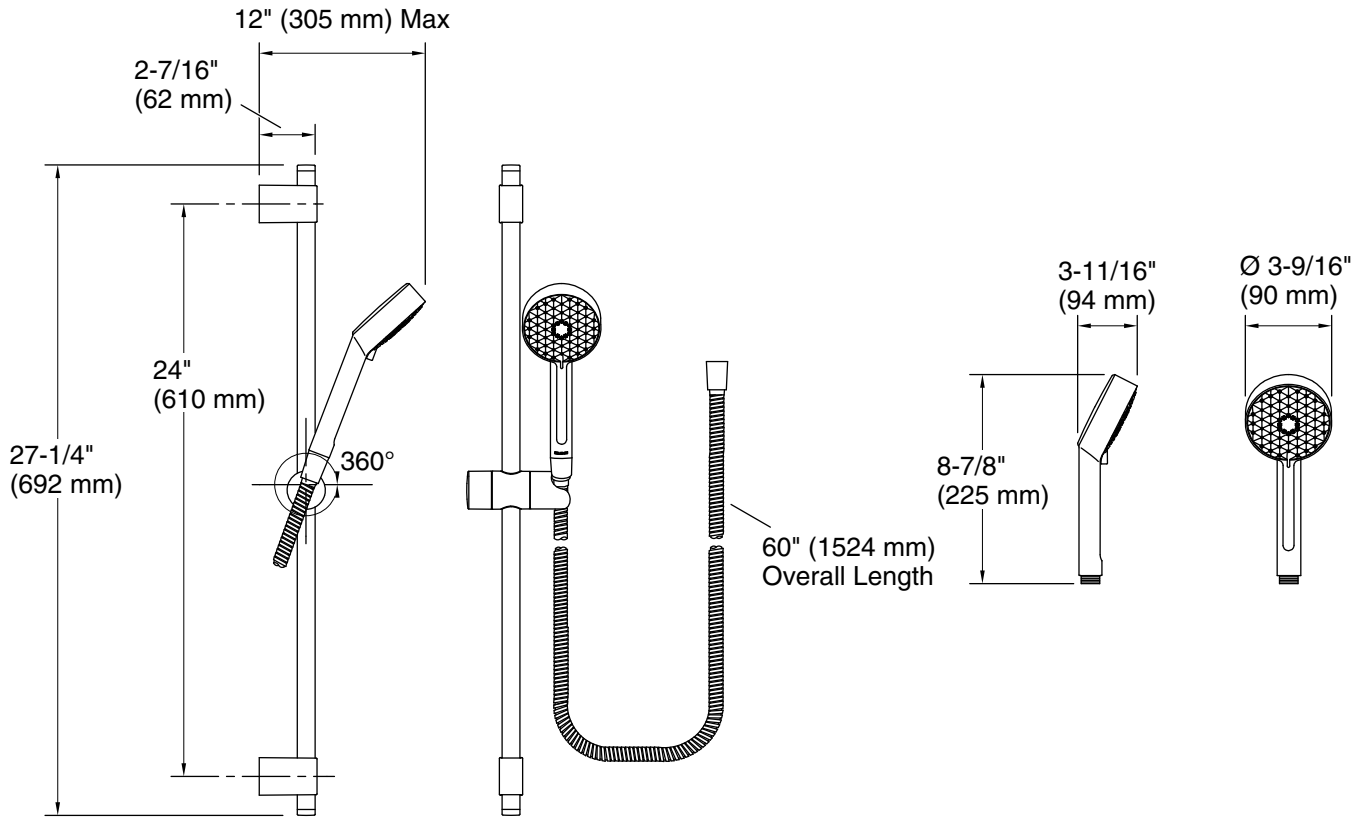
### KOHLER® Faucet Lifetime Limited Warranty

See website for detailed warranty information.

### Available Colors/Finishes

*Color tiles intended for reference only.*

Color	Code	Description
	CP	Polished Chrome
	BN	Vibrant® Brushed Nickel
	BL	Matte Black
	2MB	Vibrant® Brushed Moderne Brass



**Technical Information**

All product dimensions are nominal.

**Spout:**

Handshower rated max flow: 1.75 gal/min (6.6 l/min)

**Notes**

Install this product according to the installation instructions.

Plumbing codes require approved backflow prevention devices to be installed in-line to handshowers. Please consult with local plumbing officials.

Mount the slidebar to stud framing or install backing support. For tile or other solid finish surfaces: Predrill mounting holes through surface material only; do not drill into the stud. For drywall surface: No predrill is required.

NOTE: The mounting brackets can be adjusted to align with existing holes for retrofit installations.

OBC compliant when installed to the specific requirements of these regulations.