

### Features

- Right-hand Polished Chrome trip lever
- Combines with the K-4199 bowl to create a complete K-3999-RA Highline toilet
- Combines with the K-5393 bowl to create a complete K-5481-RA Highline® toilet
- Coordinates with other products in the Wellworth collection
- KOHLER's canister flush valve harnesses the natural force of gravity and optimizes flushing performance
- 1.28 gpf (4.8 lpf)
- Class Five® canister optimizes the flow out of the tank, harnessing gravity and the natural, powerful reducing cascade of water to increase the power and effectiveness of the flush

### Installation

- Supply line sold separately

### Recommended Products/Accessories

K-4199 Elongated toilet bowl



### Codes/Standards




ASME A112.19.1/CSA B45.2  
EPA WaterSense®

### KOHLER® Toilets and Seats Limited Warranty

See website for detailed warranty information.

### Available Colors/Finishes

*Color tiles intended for reference only.*

Color	Code	Description
	0	White
	96	Biscuit
	7	Black Black™



**Wellworth®**  
Toilet tank, 1.28 gpf  
**K-4467-RA**

No image available.  
This product is a component and not intended to be a standalone installation.

### Technical Information

All product dimensions are nominal.

Toilet type: Bowl-mount

Flush type: Class Five

### Notes

Install this product according to the installation instructions.