

### Features

- 3" (76 mm) raised seating surface provides a more comfortable height for those with limited mobility
- Eye-pleasing design mimics a conventional toilet seat, with no unattractive riser to detract from your bathroom decor
- Elongated closed-front seat
- Contoured seat for user comfort
- Grip-Tight installation hardware makes it easy to fasten the seat – everything is done from above the bowl
- Quick-Release™ functionality allows seat to be removed easily from toilet for convenient cleaning
- Grip-Tight bumpers hold seat firmly in place
- Quiet-Close™ elongated lid and seat prevents slamming
- Fits most elongated toilets

### Material

- Plastic construction

### Installation

- Installs easily and securely onto your existing toilet bowl
- For residential use only



### Codes/Standards







IAPMO/ANSI Z124.5

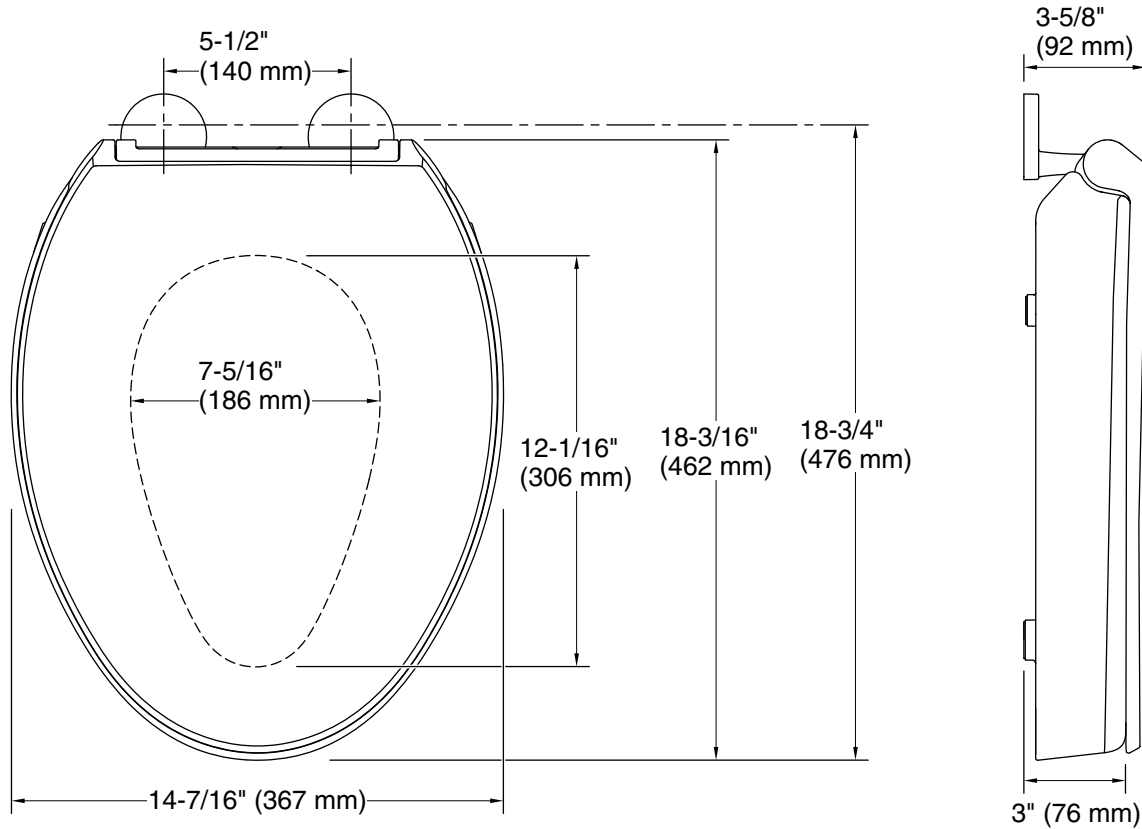
### KOHLER® Toilets and Seats Limited Warranty

See website for detailed warranty information.

### Available Colors/Finishes

*Color tiles intended for reference only.*

Color	Code	Description
	0	White
	96	Biscuit
	47	Almond
	95	Ice™ Grey
	58	Thunder™ Grey
	7	Black Black™



## Technical Information

All product dimensions are nominal.

Seat shape type: Elongated  
 Seat front type: Closed-front  
 Seat-mounting holes: 5-1/2" (140 mm)

## Pressure/fixture Supply Requirements