

Features

- 1.28 gpf (4.8 lpf)
- Combines with the K-20148 bowl to create a complete K-20197 Betello™ toilet
- Alternative options available: Betello toilet tank with ContinuousClean - K-20204
- AquaPiston® canister optimizes the flow out of the tank, harnessing gravity and the natural, powerful reducing cascade of water to increase the power and effectiveness of the flush
- Easy-to-flush canister design requires less force to actuate than a 3" (76 mm) flapper, and has 90% less exposed seal material which resists conditions that cause wear, tear, shrinkage and swelling
- Left-hand trip lever

Installation

- Supply line sold separately

Recommended Products/Accessories

K-20148 Elongated toilet bowl with skirted trapway
K-23726 Drain treatment



Codes/Standards






ASME A112.19.2/CSA B45.1
EPA WaterSense®

KOHLER® Toilets and Seats Limited Warranty

See website for detailed warranty information.

Available Colors/Finishes

Color tiles intended for reference only.

| Color | Code | Description |
|---|------|--------------|
|  | 0 | White |
|  | 96 | Biscuit |
|  | NY | Dune |
|  | 95 | Ice™ Grey |
|  | 7 | Black Black™ |



Betello®
Toilet tank, 1.28 gpf
K-20203

No image available.
This product is a component and not intended to be a standalone installation.

Technical Information

All product dimensions are nominal.

Toilet type: Bowl-mount
Waste Outlet: Floor
Flush type: AquaPiston

Fixture Supply Requirements

Min static pressure: 15 psi (103.4 kPa)
Max static pressure: 80 psi (551.6 kPa)

Notes

Install this product according to the installation instructions.

Product dimensions are nominal and may vary per ASME A112.19.2 tolerances.