

Features

- For use with K-28829 in-wall tank and carrier system
- Large flush actuator plate opening can be removed for easy access to inner tank
- Dual-flush actuator offers a choice of 0.8 or 1.6 gpf (3.0 or 6.0 lpf)
- Eligible for consumer rebates in some municipalities

Installation

- See installation guide for more detailed information

Recommended Products/Accessories

K-28829 In-wall tank and carrier system



Codes/Standards













None Applicable

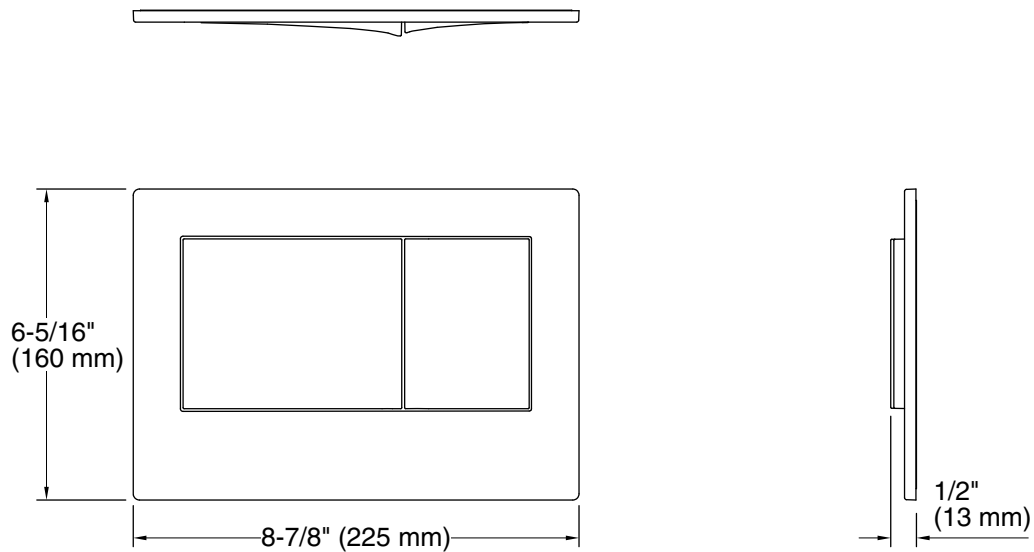
KOHLER® Toilets and Seats Limited Warranty

See website for detailed warranty information.

Available Colors/Finishes

Color tiles intended for reference only.

Color	Code	Description
	CP	Polished Chrome
	SN	Vibrant® Polished Nickel
	AF	Vibrant® French Gold
	BN	Vibrant® Brushed Nickel
	BV	Vibrant® Brushed Bronze
	BL	Matte Black
	0	White
	7	Black Black™
	2MB	Vibrant® Brushed Moderne Brass
	BGP	Vibrant Brushed Graphite
	TT	Vibrant Titanium
	DR	Deep Bronze



Technical Information

All product dimensions are nominal.

Material: Plastic