

## Features

- Drilled for fixture-mount bidet faucet and vacuum breaker
- Front fill and vertical spray

## Installation

- Above- or below-floor rough-in

## Recommended Products/Accessories

K-23726 Drain treatment



## Codes/Standards







ASME A112.19.2/CSA B45.1

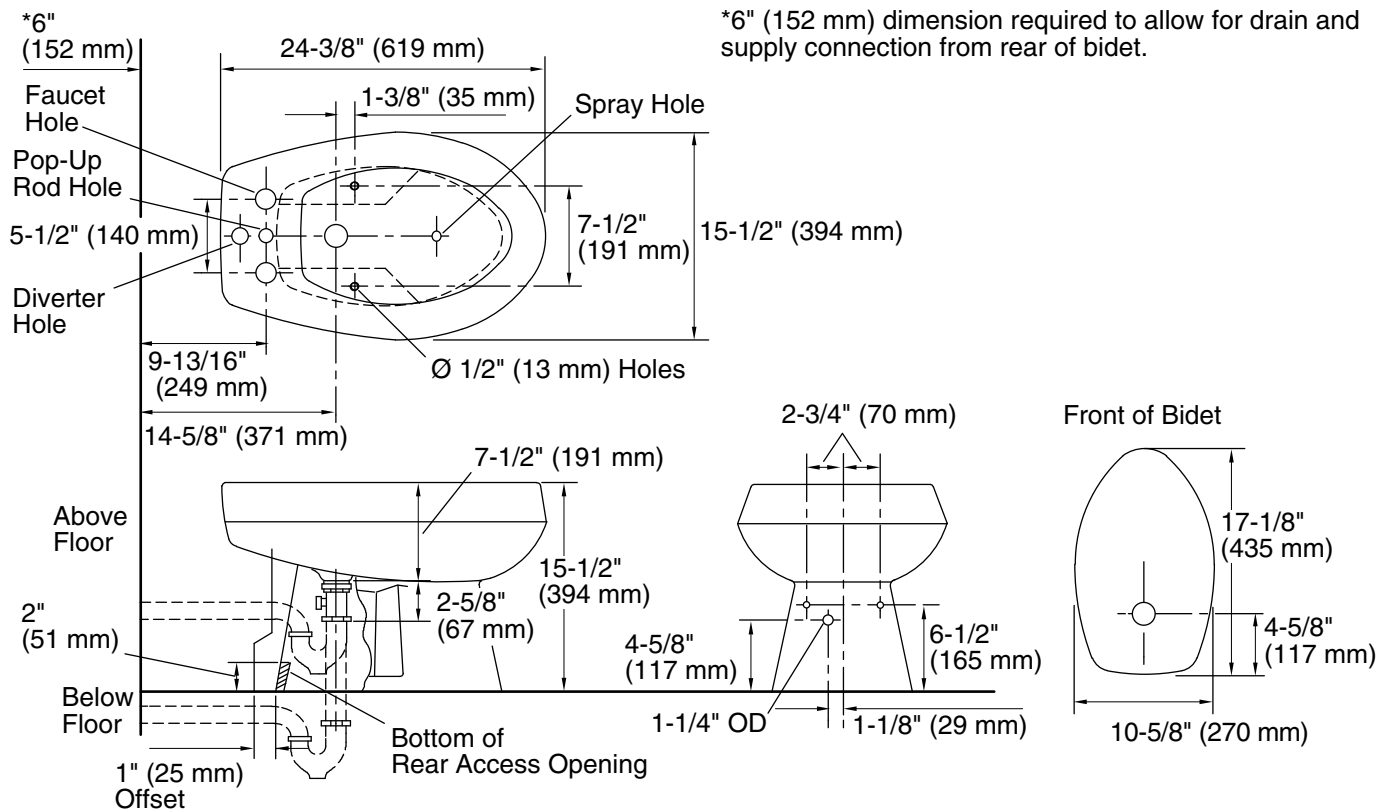
## KOHLER® One-Year Limited Warranty

See website for detailed warranty information.

## Available Colors/Finishes

*Color tiles intended for reference only.*

Color	Code	Description
	0	White
	96	Biscuit
	NY	Dune
	95	Ice™ Grey
	G9	Sandbar
	K4	Cashmere



## Technical Information

All product dimensions are nominal.

Toilet type: Above-floor or Below-the-floor

## Notes

Install this product according to the installation instructions.

Hot and cold supplies can be installed from the floor or the wall.

Product dimensions are nominal and may vary per ASME A112.19.2 tolerances.